UNIVERSITY OF CHICAGO
ENRICO FERMI INSTITUTE

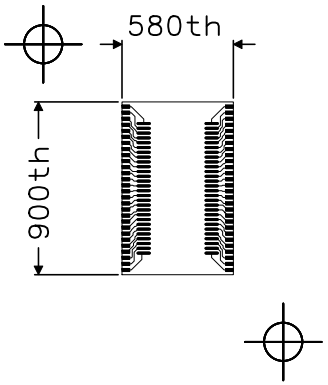

SPECS
=====

===ALL DIMENSIONS IN THOUSANDS OF INCH (aka MILS)===

BOARDSIZE:	580x900
LAYERS:	2
FINAL THICKNESS:	31 +/- 10%
MATERIAL:	FR4 OR SIMILAR
FINISH:	Pb-Free HASL OR ENIG
SILKSCREEN:	NONE
SOLDERMASK:	TOP & BOTTOM
SOLDERMASK COLOR:	MAROON
MIN. TRACE:	4
MIN. SPACE:	4
MIN. DRILL:	N/A
NUMBER OF DRILLS:	0
NUMBER OF HOLES:	0
CONTROLLED Z:	NONE

SPECIAL INSTRUCTIONS:
-PROVIDE PHOTO PROOF PLOTS TO ME BEFORE FABRICATING!
-EDGE FINGERS - COPPER GOES TO EDGE OF BOARD

STACKUP:
SOLDERMASK
==========
TOPSIDE
==========
BOTTOMSIDE
==========
SOLDERMASK

DRAWING #
2803

PROJECT:	BOARD:	REV:	ENGINEER:	DATE:
LAPPD	PSEC4-USB-FIXER	A	C.HARABEDIAN	28/JUNE/2012

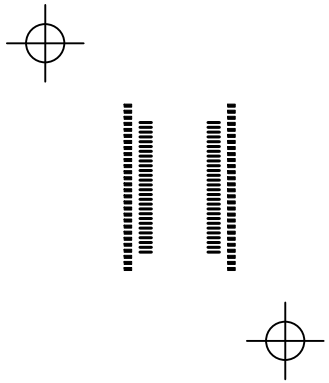



UNIVERSITY OF CHICAGO
ENRICO FERMI INSTITUTE

DRAWING #
2803

PROJECT:	BOARD:	REV:	ENGINEER:	DATE:
LAPPD	PSEC4-USB-FIXER	A	C.HARABEDIAN	28/JUNE/2012

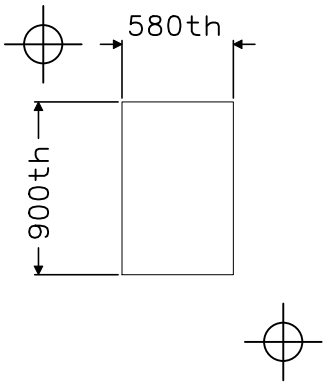

SPECS
=====

===ALL DIMENSIONS IN THOUSANDS OF INCH (aka MILS)===

BOARDSIZE: 580x900
LAYERS: 2
FINAL THICKNESS: 31 +/- 10%
MATERIAL: FR4 OR SIMILAR
FINISH: Pb-Free HASL OR ENIG
SILKSCREEN: NONE
SOLDERMASK: TOP & BOTTOM
SOLDERMASK COLOR: MAROON

MIN. TRACE: 4
MIN. SPACE: 4

MIN. DRILL: N/A
NUMBER OF DRILLS: 0
NUMBER OF HOLES: 0

CONTROLLED Z: NONE

SPECIAL INSTRUCTIONS:
-PROVIDE PHOTO PROOF PLOTS TO ME BEFORE FABRICATING!
-EDGE FINGERS - COPPER GOES TO EDGE OF BOARD

STACKUP:
SOLDERMASK
==========
TOPSIDE
==========
BOTTOMSIDE
==========
SOLDERMASK