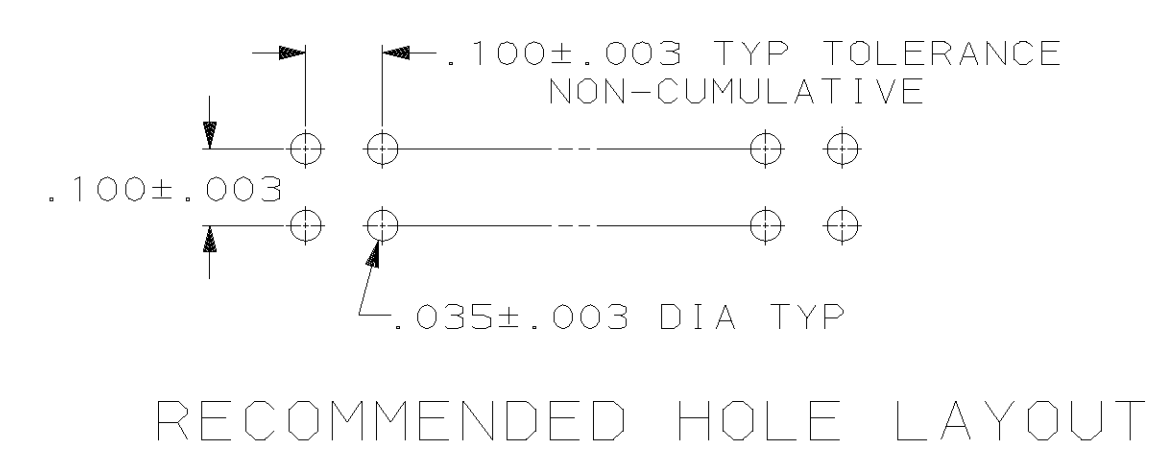
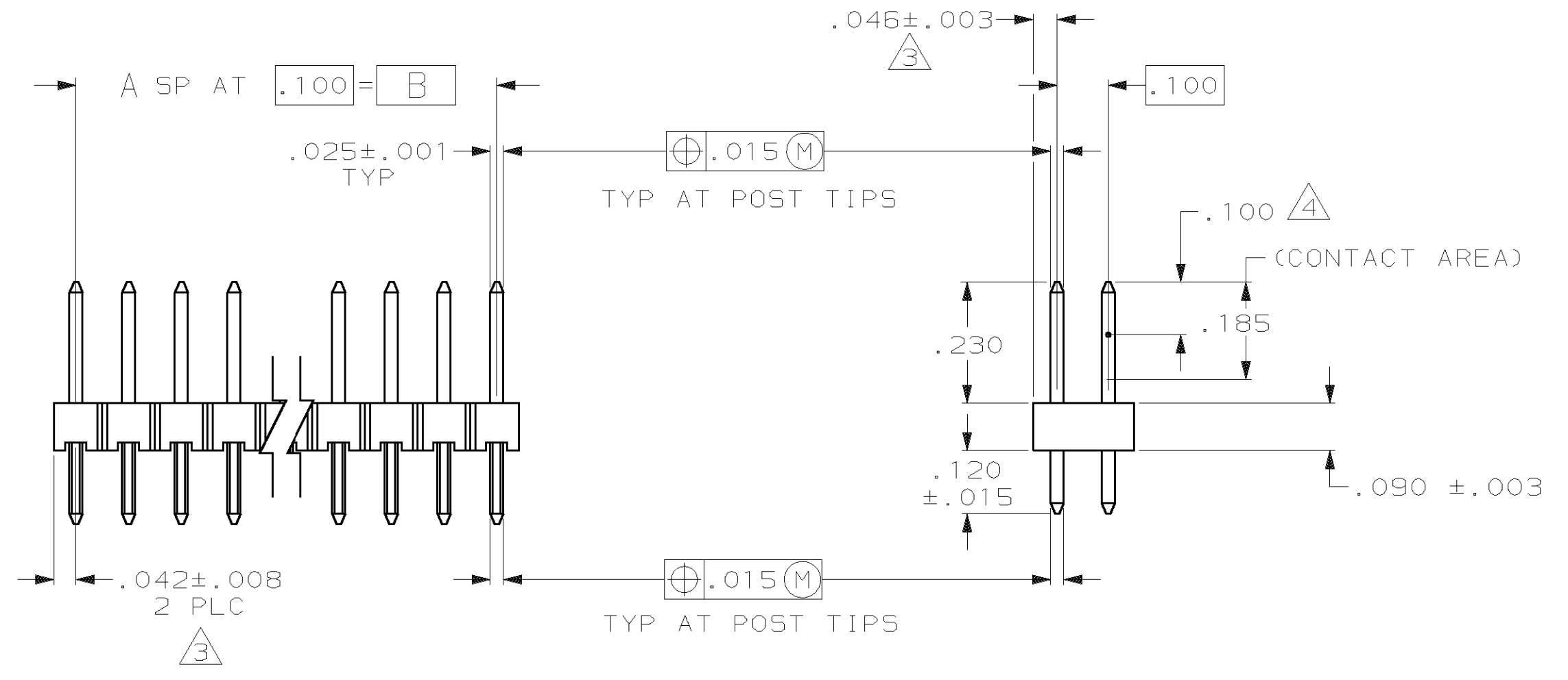
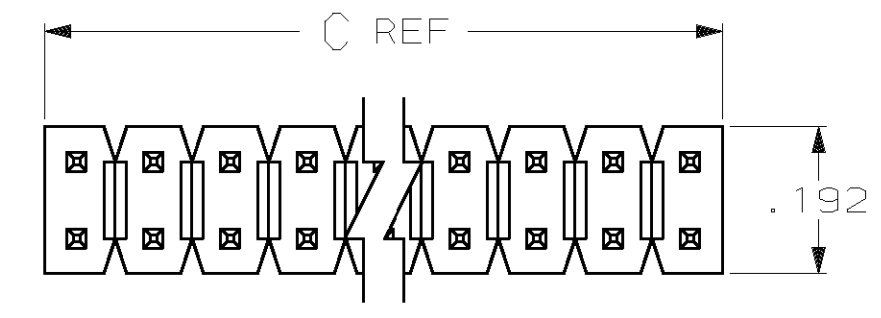


DRAWING MADE IN THIRD ANGLE PROJECTION  
 THIS DRAWING IS UNPUBLISHED. RELEASED FOR PUBLICATION  
 © COPYRIGHT 19 BY AMP INCORPORATED, HARRISBURG, PA. ALL INTERNATIONAL RIGHTS RESERVED. AMP PRODUCTS MAY BE COVERED BY U.S. AND FOREIGN PATENTS AND/OR PATENTS PENDING.

LOC		DIST		REV		ZONE		LTR		REVISIONS			
AD	39	P	F							DESCRIPTION	DATE	APPD	
										B	REV&REDRAWN ECN 1704	-	-
										C	REV LOC & DIST AD-4171	3-90	BF
										D	REV PER ECN 0010-0187-92	11/23/92	JK
										E	EC. 0010-0436-95	TH 8/22/95	GD
										F	REV PER 0621-0244-98	30NOV99	JG
										G	REV PER 063C-0249-99	03FEB00	JG



- ASSEMBLY MAY BE BROKEN TO THE DESIRED NUMBER OF POSITIONS
  - TRUE POSITION TOLERANCE OF THE POST TIPS APPLIES WHEN THE HEADER IS HELD FLAT AGAINST THE PRINTED CIRCUIT BOARD
- △ THE NOTED DIMENSIONS APPLY AT THE INTERSECTION OF THE POST AND HOUSING
- △ POINT OF MEASUREMENT FOR PLATING THICKNESS

3.984	3.900	39	80	4-103240-0
3.884	3.800	38	78	3-103240-9
3.784	3.700	37	76	3-103240-8
3.684	3.600	36	74	3-103240-7
3.584	3.500	35	72	3-103240-6
3.484	3.400	34	70	3-103240-5
3.384	3.300	33	68	3-103240-4
3.284	3.200	32	66	3-103240-3
3.184	3.100	31	64	3-103240-2
3.084	3.000	30	62	3-103240-1
2.984	2.900	29	60	3-103240-0
2.884	2.800	28	58	2-103240-9
2.784	2.700	27	56	2-103240-8
2.684	2.600	26	54	2-103240-7
2.584	2.500	25	52	2-103240-6
2.484	2.400	24	50	2-103240-5
2.384	2.300	23	48	2-103240-4
2.284	2.200	22	46	2-103240-3
2.184	2.100	21	44	2-103240-2
2.084	2.000	20	42	2-103240-1
1.984	1.900	19	40	2-103240-0
1.884	1.800	18	38	1-103240-9
1.784	1.700	17	36	1-103240-8
1.684	1.600	16	34	1-103240-7
1.584	1.500	15	32	1-103240-6
1.484	1.400	14	30	1-103240-5
1.384	1.300	13	28	1-103240-4
1.284	1.200	12	26	1-103240-3
1.184	1.100	11	24	1-103240-2
1.084	1.000	10	22	1-103240-1
.984	.900	9	20	1-103240-0
.884	.800	8	18	103240-9
.784	.700	7	16	103240-8
.684	.600	6	14	103240-7
.584	.500	5	12	103240-6
.484	.400	4	10	103240-5
.384	.300	3	8	103240-4
.284	.200	2	6	103240-3
.184	.100	1	4	103240-2
.084	—	—	2	103240-1
C	B	A	NO OF POSN	PART NUMBER

UNLESS OTHERWISE SPECIFIED DIMENSIONS ARE IN INCHES TOLERANCES ON :	DR 10-13-87 H MOLL	AMP INCORPORATED Harrisburg, Pa. 17105
2 PL DEC ± .005	CHK 10-20-87 T. CLARK	
3 PL DEC ± .005	APPD 10-20-87 T. CLARK	
MATERIAL: HOUSING: FLAME RETARDANT THERMOPLASTIC; COLOR-BLACK	APPD 10-20-87 R. ELICKER	NAME HEADER ASSY, MOD 11, BREAKAWAY, DOUBLE ROW, .100X.100¢, VERTICAL, WITH .025 SQ POSTS
POST: PHOSPHOR BRONZE	PRODUCT SPEC —	SIZE FSCM NO DRAWING NO
FINISH: POSTS: .000030 GOLD ON CONTACT AREA, .000100-.000200 MATTE TIN-LEAD ON SOLDER TAIL ALL OVER .000050 NICKEL	APPLICATION SPEC —	<b>D</b> 00779 103240
	WEIGHT —	SCALE 4:1 SHEET 1 OF 1