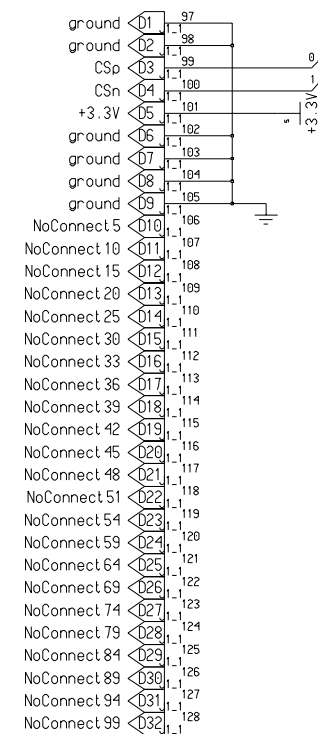
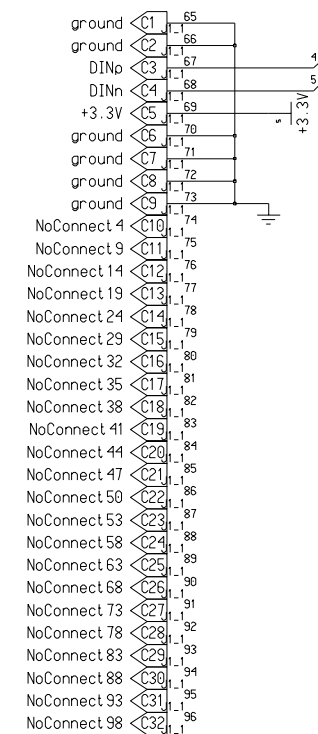
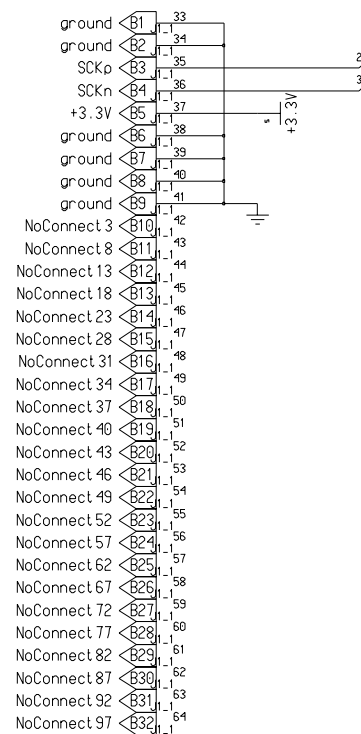
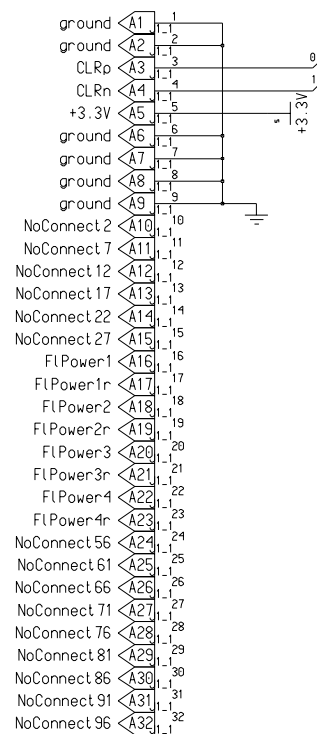
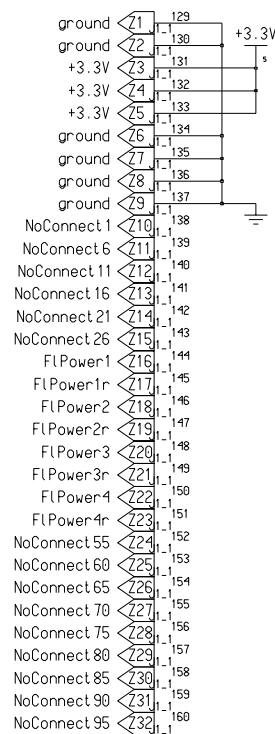


# P1 PreAmps

BLVDS(5:0)

CS(1:0)



## Notes:

1. Each pin has a name (e.g. "SCKp" or "ground") and a number (e.g. "B9" or "D2").
2. Pins that have the same name on the same sheet are connected together on the backplane; e.g. pinZ21 with A21 or Z16 with A16.
3. Pins named NoConnect1,2,3,... are not connected to the backplane.

Engineer	M. Bogdan	The University of Chicago	
Drawn by	M. Bogdan	5640 S. Ellis Ave. Chicago, IL 60637	
R&D CHK		TITLE	Size B
DATE:	6/24/05	<b>P1-PreAmps</b> <b>QEB-Backplane</b>	
TIME:	2:00 pm		
QA CHK		REV A	DRW. B-2563 Sheet 2 of 7