

VME/FTK Tester

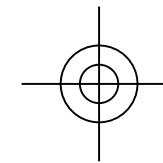
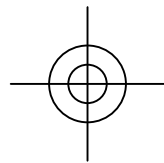
SCHEMATIC DRAWING: 2754-B
SPECIFICATION DRAWING: 2755-B
ASSEMBLY DRAWING: 2756-B

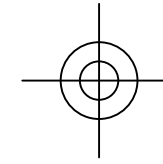
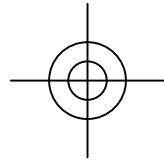
June 26, 2011

Mircea Bogdan

University of Chicago
Enrico Fermi Institute
Electronics Development Group
Chicago, IL 60637
773-834-8483

COMPONENT SIDE SIGNAL_1 FILM1





VME/FTK Tester

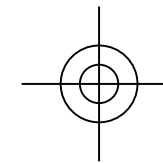
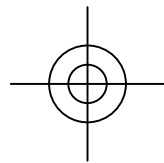
SCHEMATIC DRAWING: 2754-B
SPECIFICATION DRAWING: 2755-B
ASSEMBLY DRAWING: 2756-B

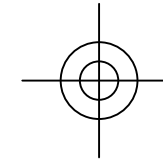
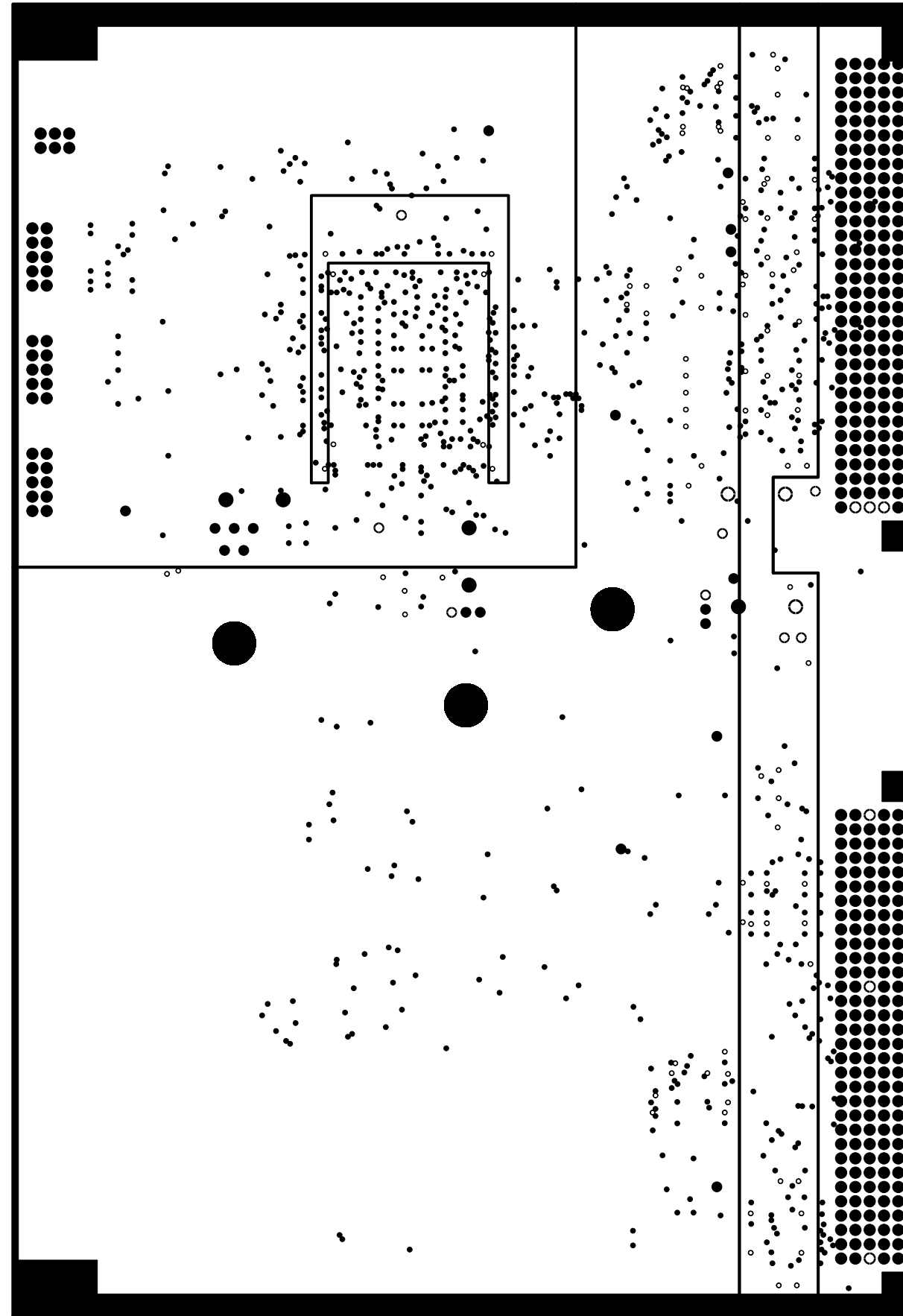
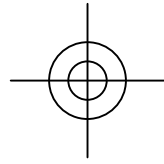
June 26, 2011

Mircea Bogdan

University of Chicago
Enrico Fermi Institute
Electronics Development Group
Chicago, IL 60637
773-834-8483

POWER: GROUND, FILM2





VME/FTK Tester

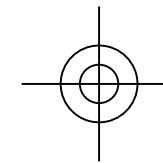
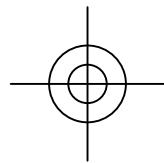
SCHEMATIC DRAWING: 2754-B
SPECIFICATION DRAWING: 2755-B
ASSEMBLY DRAWING: 2756-B

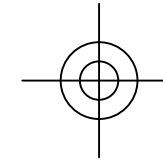
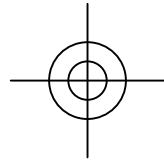
June 26, 2011

Mircea Bogdan

University of Chicago
Enrico Fermi Institute
Electronics Development Group
Chicago, IL 60637
773-834-8483

POWER: +5V, VCC, +3.3V, +2.5V, +1.2V_PLL, FILM3





VME/FTK Tester

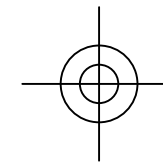
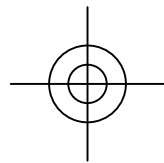
SCHEMATIC DRAWING: 2754-B
SPECIFICATION DRAWING: 2755-B
ASSEMBLY DRAWING: 2756-B

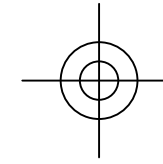
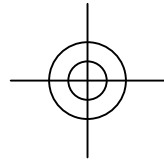
June 26, 2011

Mircea Bogdan

University of Chicago
Enrico Fermi Institute
Electronics Development Group
Chicago, IL 60637
773-834-8483

POWER: +1.2V, FILM4





VME/FTK Tester

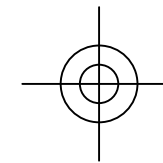
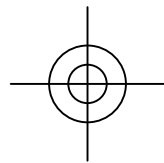
SCHEMATIC DRAWING: 2754-B
SPECIFICATION DRAWING: 2755-B
ASSEMBLY DRAWING: 2756-B

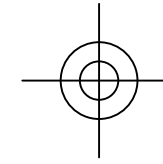
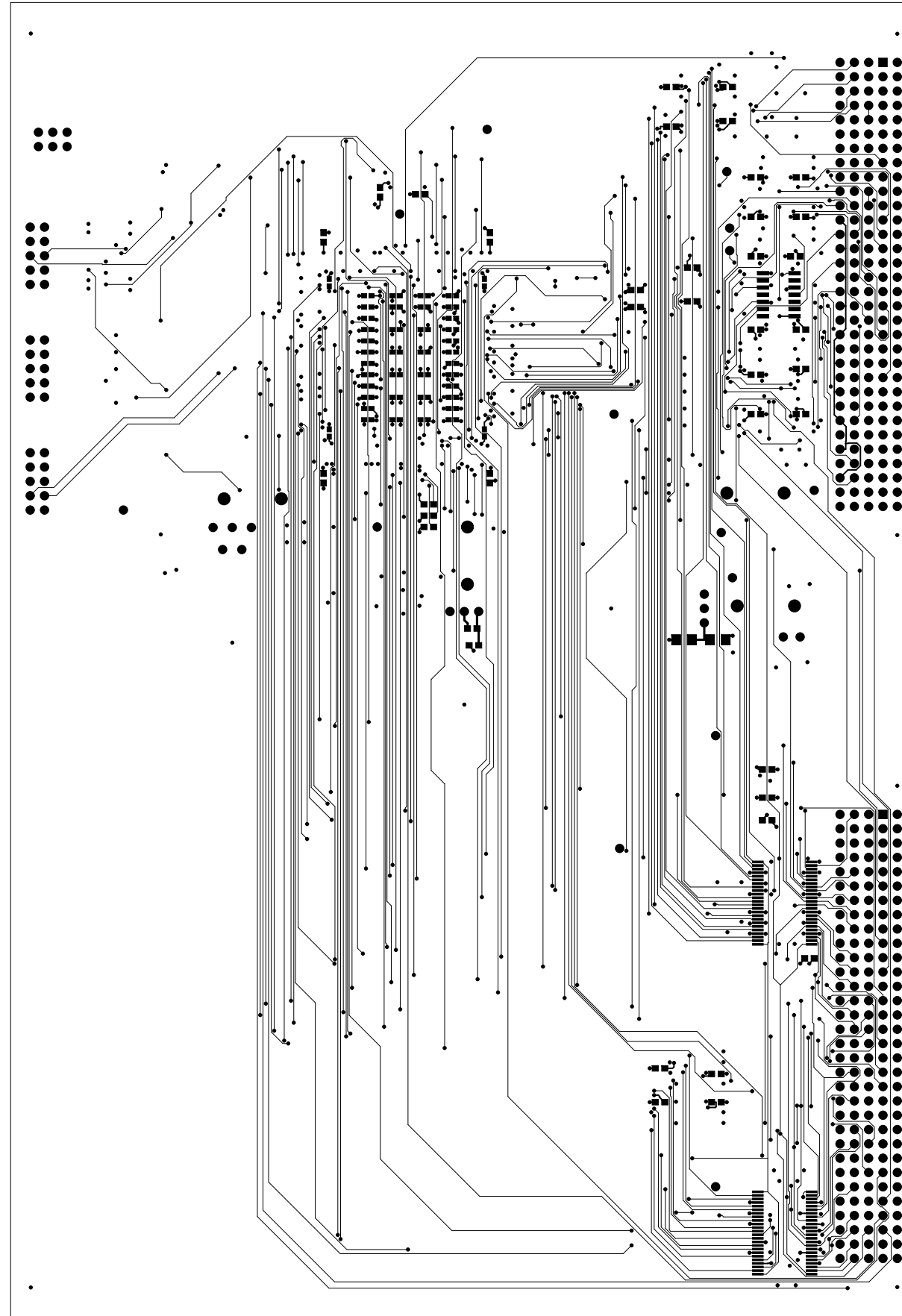
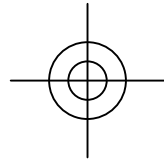
June 26, 2011

Mircea Bogdan

University of Chicago
Enrico Fermi Institute
Electronics Development Group
Chicago, IL 60637
773-834-8483

POWER: +3.0V, FILM5





VME/FTK Tester

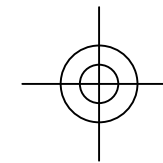
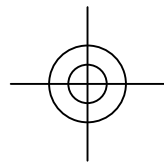
SCHEMATIC DRAWING: 2754-B
SPECIFICATION DRAWING: 2755-B
ASSEMBLY DRAWING: 2756-B

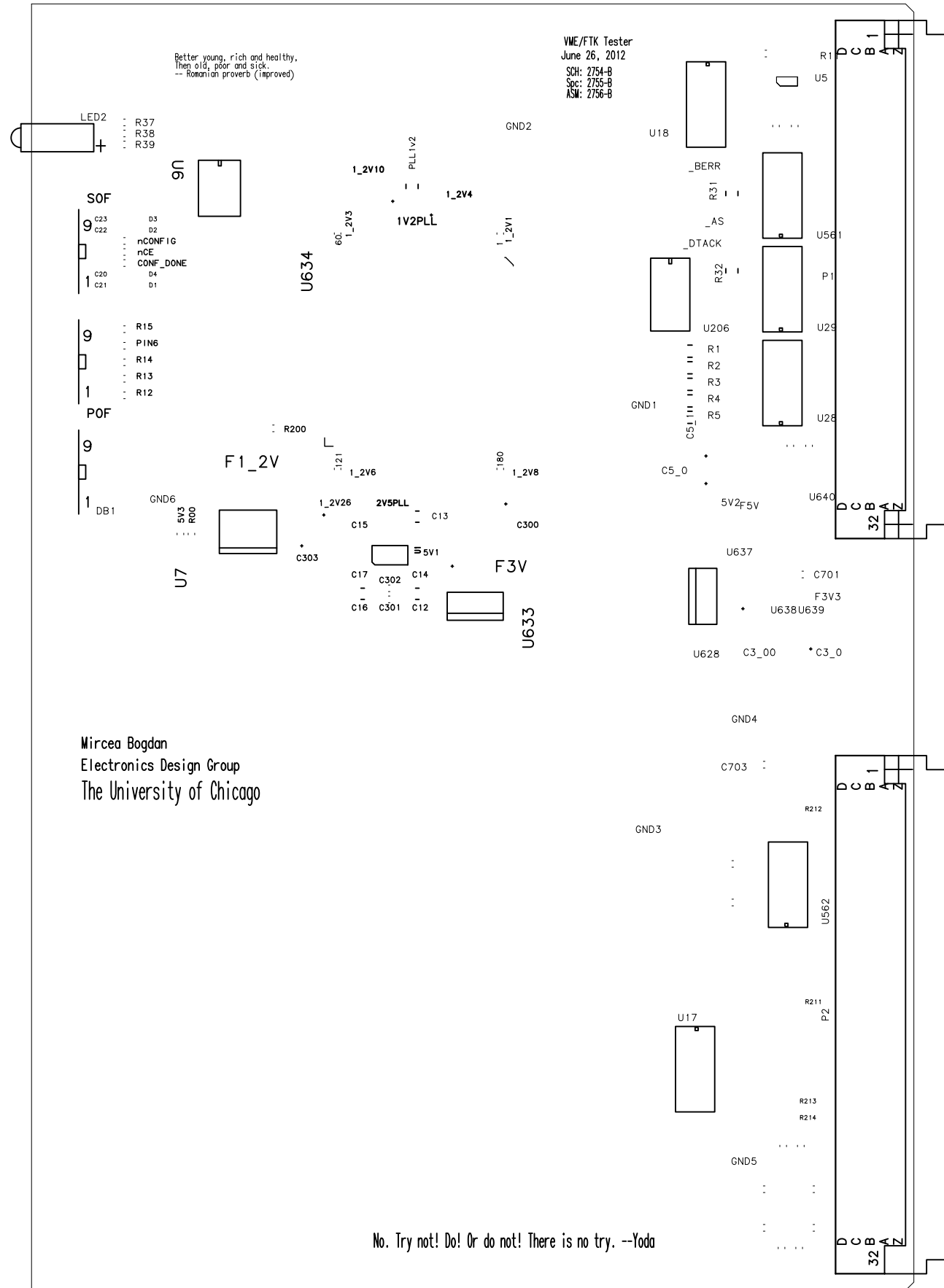
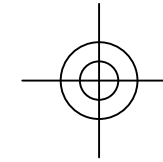
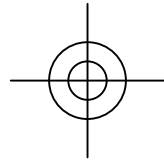
June 26, 2011

Mircea Bogdan

University of Chicago
Enrico Fermi Institute
Electronics Development Group
Chicago, IL 60637
773-834-8483

Bottom, SIGNAL_2, FILM6





Mircea Bogdan
Electronics Design Group
The University of Chicago

VME/FTK Tester

SCHEMATIC DRAWING: 2754-B
SPECIFICATION DRAWING: 2755-B
ASSEMBLY DRAWING: 2756-B

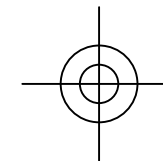
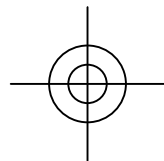
June 26, 2011

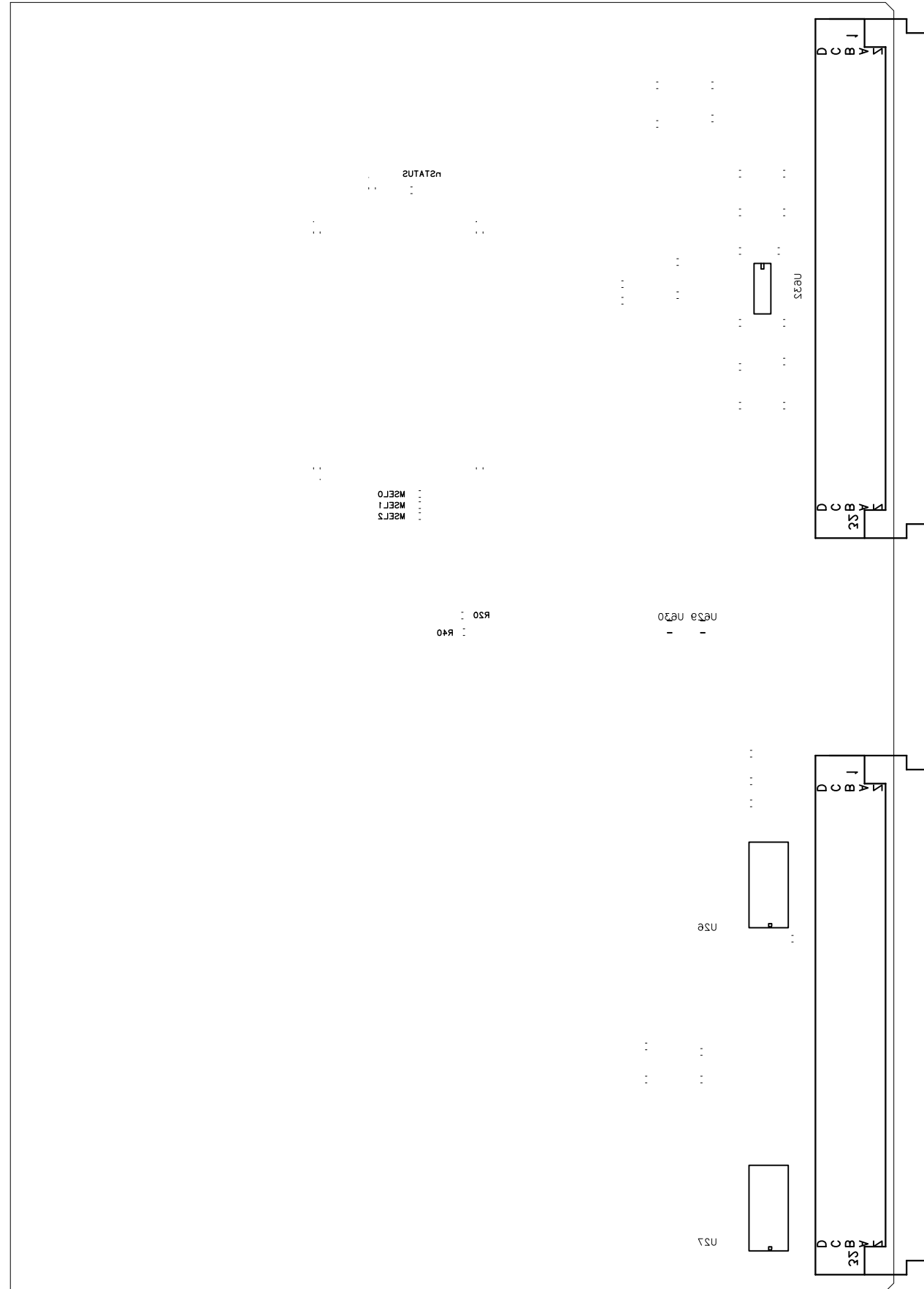
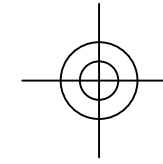
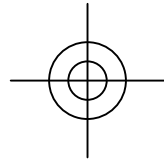
Mircea Bogdan

University of Chicago
Enrico Fermi Institute
Electronics Development Group
Chicago, IL 60637
773-834-8483

COMPONENT SIDE SILKSCREEN FILM7

No. Try not! Do! Or do not! There is no try. --Yoda





VME/FTK Tester

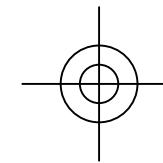
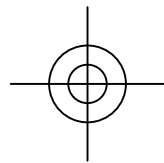
SCHEMATIC DRAWING: 2754-B
 SPECIFICATION DRAWING: 2755-B
 ASSEMBLY DRAWING: 2756-B

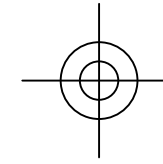

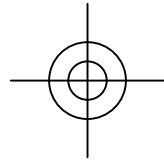
June 26, 2011

Mircea Bogdan

University of Chicago
 Enrico Fermi Institute
 Electronics Development Group
 Chicago, IL 60637
 773-834-8483

SOLDER SIDE SILKSCREEN FILM8





VME/FTK Tester

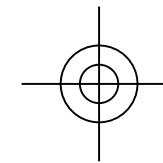
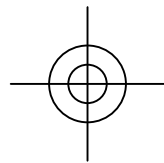
SCHEMATIC DRAWING: 2754-B
SPECIFICATION DRAWING: 2755-B
ASSEMBLY DRAWING: 2756-B

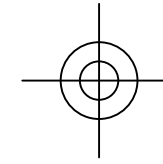

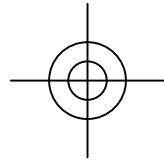
June 26, 2011

Mircea Bogdan

University of Chicago
Enrico Fermi Institute
Electronics Development Group
Chicago, IL 60637
773-834-8483

COMPONENT SIDE SOLDERMASK FILM9





VME/FTK Tester

SCHEMATIC DRAWING: 2754-B
SPECIFICATION DRAWING: 2755-B
ASSEMBLY DRAWING: 2756-B

June 26, 2011

Mircea Bogdan

University of Chicago
Enrico Fermi Institute
Electronics Development Group
Chicago, IL 60637
773-834-8483

SOLDER SIDE SOLDERMASK FILM10

