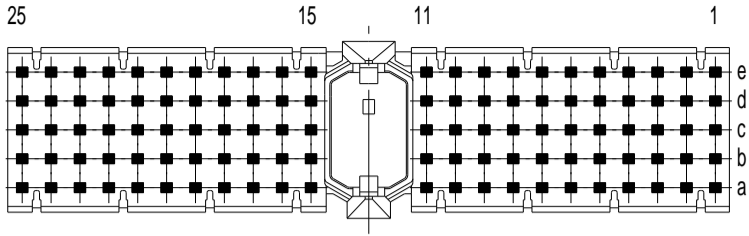
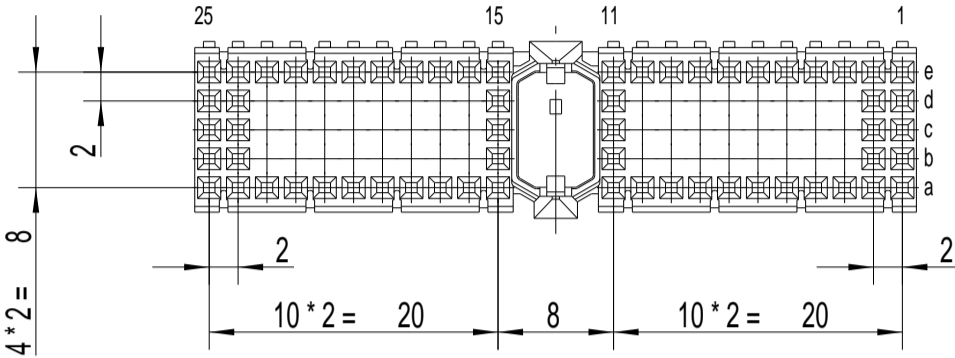


Bestueckungsplan - contact layout

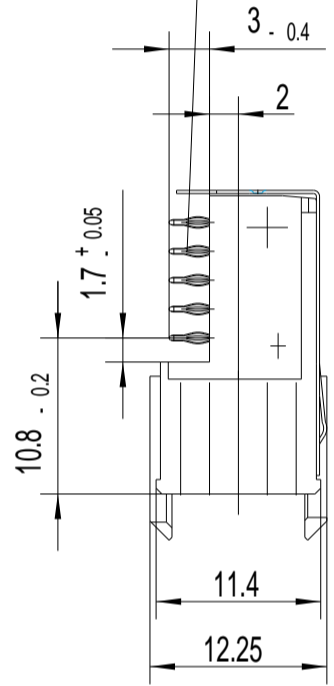
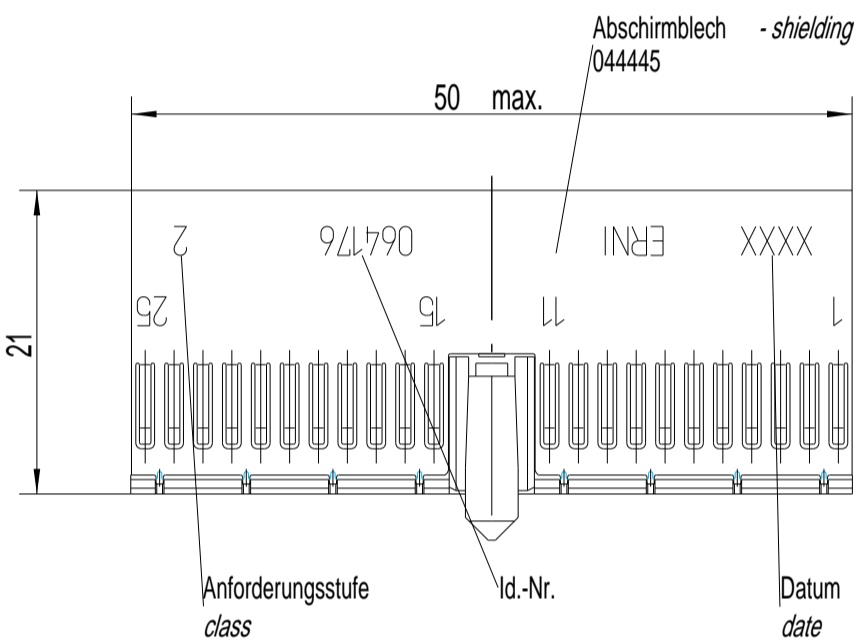


□ = bestueckt - assemble



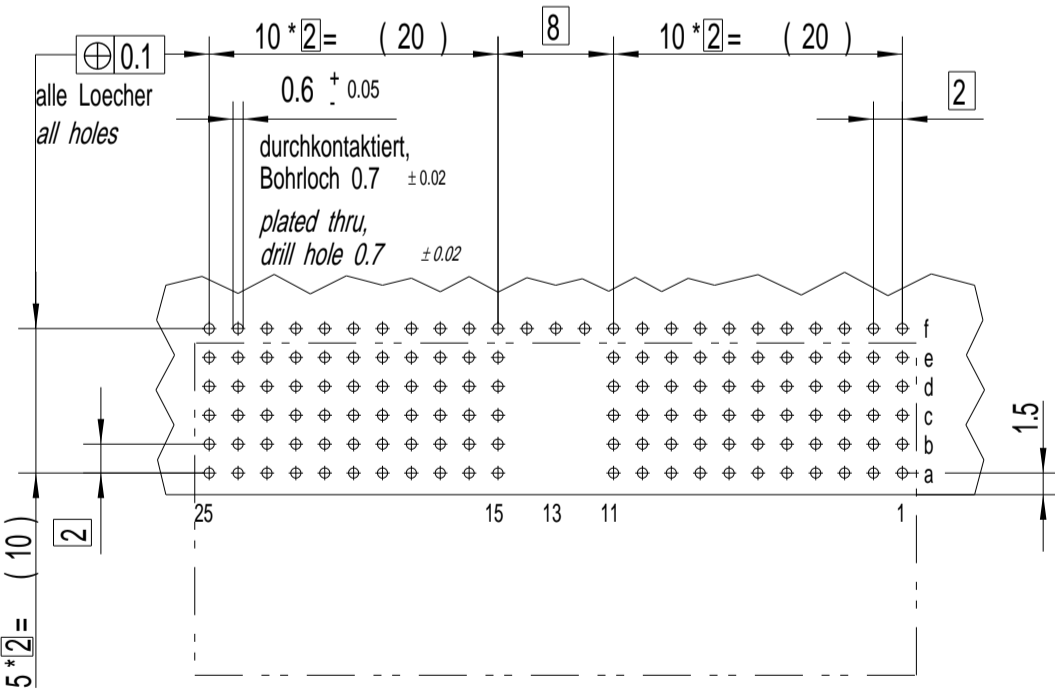
EE - Zone fuer durchkontaktierte Loecher [ 0.6 ±0.05

Compliant zone for thru hole [ 0.6 ±0.05



Lochbild fuer Leiterplatte (Bestueckungsseite)

Board hole pattern (Component mounting side)



Fehlende Masse und Angaben nach IEC 61076-4-101  
Missing information and dimensions per IEC 61076-4-10

<p>Information:</p> <p>Abschirmblech oben montiert shielding mounted on top ohne Fixierstift - without locating pegs</p> <p>Consider protection memo from DIN 34</p> <p>All rights reserved. Only for information. To insure that this is the latest version of this drawing, please contact one of the ERNI companies before using. Subject to modification without prior notice. Drawing will not be updated.</p>	Tolerances	<p>All Dimensions in mm</p>	Scale 2:1	
	<p>Elektroapparate GmbH D-73099 ADELBERG</p>		<p>Designation</p> <p><b>ERmet Federleiste A</b> <b>ERmet Female Type A</b></p> <p><b>064176</b></p>	
Part Group			Part Type	